



EDITORIAL

The scientific production in sports medicine journals

Beatriz Mas*, José A. Mena and Alejandro Barragán

BIBLIOMETRICS-3MB, Scientific publications group, Barcelona, Spain

This editorial aims at analysing some relevant data related to scientific publication in sports medicine journals. In order to do so, a number of variables related to such scientific production have been retrieved from Scopus (Elsevier)¹ database.

Figure 1 shows the number of articles of this speciality published within the last five years (2011-2015). In this case, we can observe that its number increased exponentially until 2014 (from 3,636 articles published in 2011 to 5,213 articles published in 2014), and suffered a slight decline in 2015, when the number of yearly articles went down to 5,023.

Figure 2 offers a comparison between the 10 most prolific sports medicine journals. *American Journal of Sports Medicine* is in the first place, having published 1,699 papers during the last five years.

Figure 3 presents a list of the ten institutions that have published more papers related to the speciality. The University of Queensland is in the first place, having published 288 articles, and the Orthopaedic and Sports Medicine Hospital is placed tenth in the list with 191 articles.

* Corresponding author.

E-mail: b.masdejesus@gmail.com (B. Mas).

Documents by year

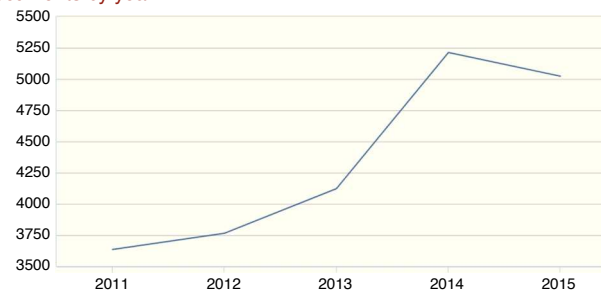


Figure 1 Number of published documents by year between 2011 and 2015. Source: Scopus¹.

Figure 4 offers a list of the ten countries with the highest scientific production in sports medicine. The USA is in the first position (with 5,904 papers). Spain ranks seventh in the list, with 1,088 papers, ahead of Italy, Japan and Brazil.

Figure 5 shows the 10 languages mostly used by the professionals of this speciality. As it can be seen, English is the most used language (93.3 % of the papers). The rest of the languages have very little significance.

Figure 6 shows the sorts of articles that are most widely used when it comes to diffusing scientific knowledge about

Documents per year by source

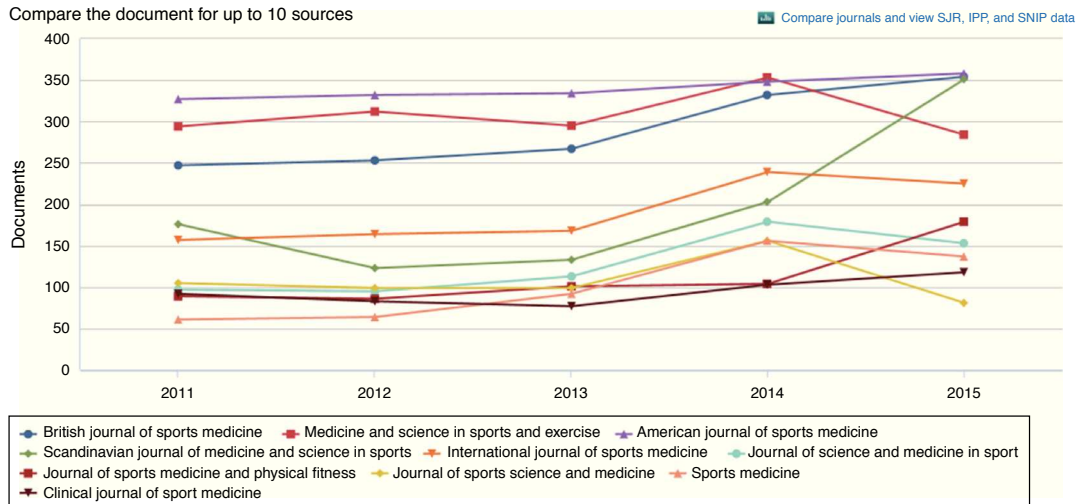


Figure 2 Most prolific sports medicine journals by year. Source: Scopus¹.

Documents by affiliation

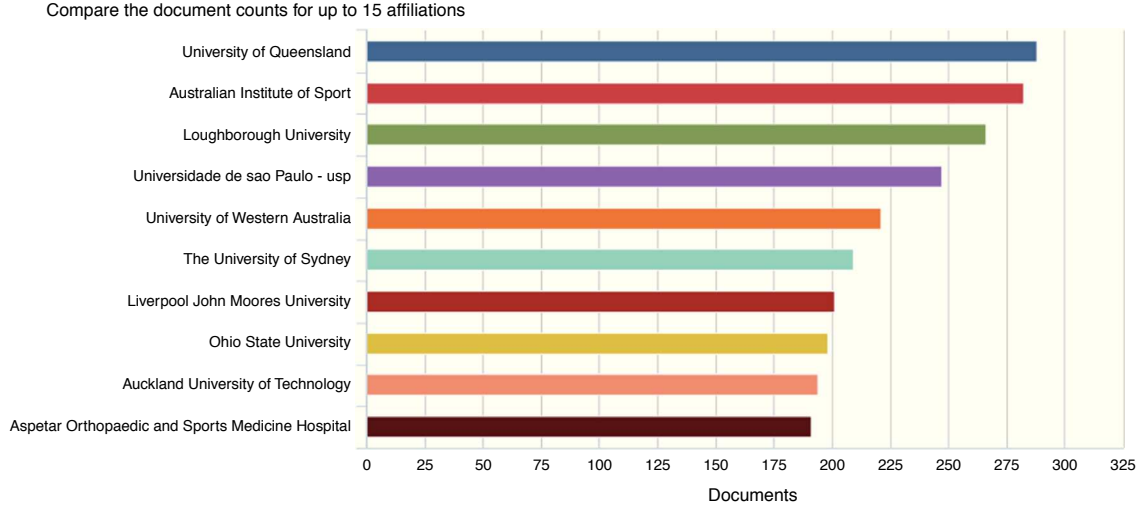


Figure 3 Most prolific institutions publishing about sports medicine. Source: Scopus¹.

Documents by country/territory

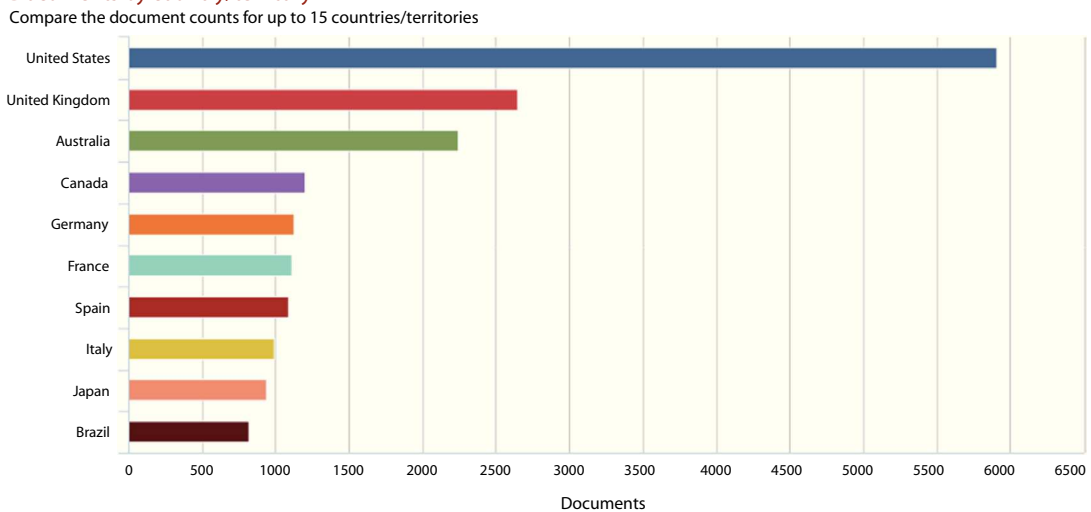


Figure 4 Countries with the biggest scientific production in sports medicine. Source: Scopus¹.

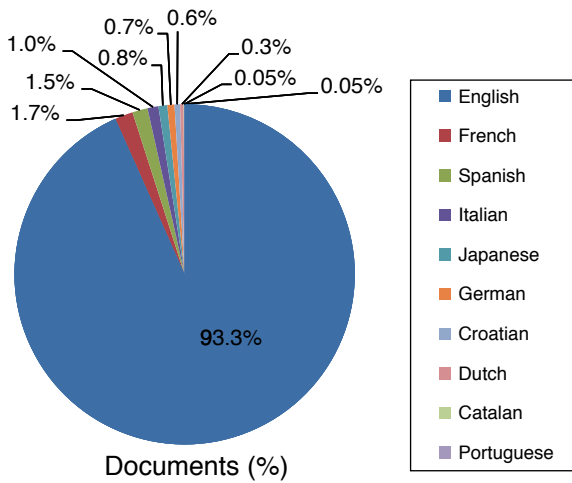


Figure 5 Most used languages in sports medicine publishing. Source: adapted from Scopus¹.

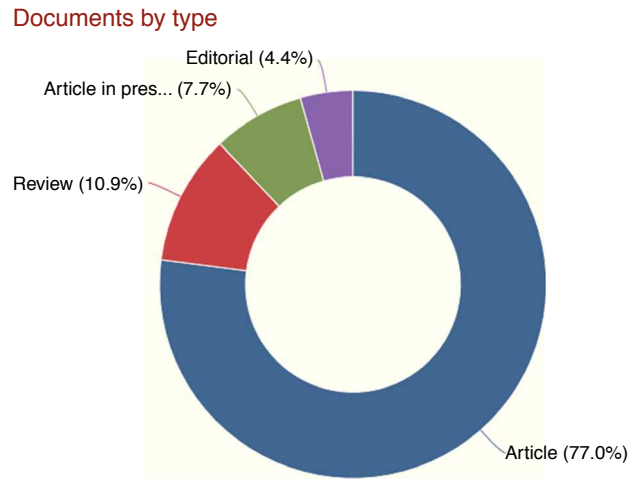


Figure 6 Most usual types of scientific documents in sports medicine. Source: Scopus¹.

this speciality. We can see that original papers are the most usual (77 %), followed by reviews (10.9%).

To sum up, we can affirm that the specialists in sports medicine are increasing their scientific production worldwide year after year, that the majority of such production is published in international magazines and by institutions from different countries. The USA is the country with the

highest scientific production, and English is the most used language.

References

1. Scopus (Elsevier) database. [consulted on 4th Apr 2016]. Available at: <http://www.scopus.com/>